




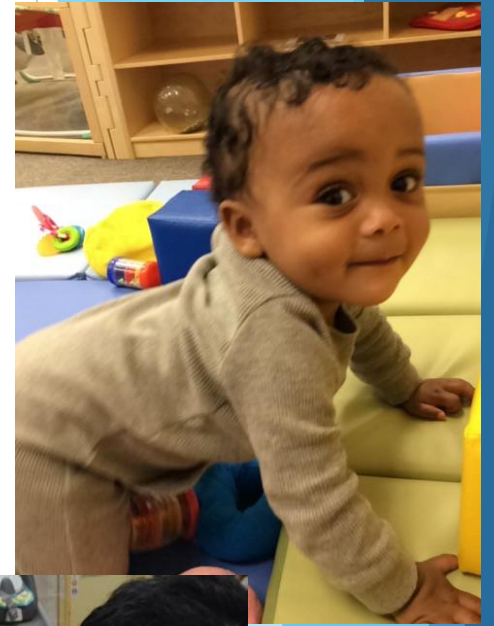
# Moody Early Childhood Center



Second Quarterly Board Report  
February 19, 2020



# ENROLLMENT



# Enrollment: Infant/Toddler

Class	Ages	Ratios MECC/State	Enrollment
Caterpillar	6 weeks - 5 months	1:4/1:4	7
Ladybugs	6 months - 11 months	1:4/1:4	8
<b>Bees</b>	6 months - 11 months	1:4/1:4	<b>5</b>
Turtles	12 months - 17 months	1:4/1:5	7
Frogs	12 months - 17 months	1:4/1:5	8
Seahorses	18 months - 23 months	1:5/1:9	10
Starfish	18 months - 23 months	1:5/1:9	9
Dolphins	24 months - 30 months	1:6/1:11	11
Bears	30 months - 36 months	1:7/1:11	11
<b>Owls</b>	30 months - 36 months	1:7/1:11	<b>10</b>
Eagles	30 months - 36 months	1:7/1:11	11
<b>Total</b>			<b>97</b>




# Enrollment: PreKindergarten

Class	Age	Ratio MECC/State	Enrollment
Hippos	PK3	1:8/1:15	12
Cheetahs	PK3	1:8/1:15	11
Gorillas	PK3	1:8/1:15	13
Tigers	PK3	1:8/1:15	15
Lions	PK3	1:8/1:15	14
Koalas	PK3	1:8/1:15	13
Elephants	PK3	1:8/1:15	10
Pandas	PK3	1:8/1:15	10
Zebras	PK3	1:8/1:15	13
Monkeys	PK4	1:9/1:18	10
Toucans	PK4	1:9/1:18	5
<b>Total</b>			<b>126</b>



# Enrollment: After School Program

Campus	Enrollment
MECC	27
Other Schools	4
<b>Total</b>	<b>31</b>



# Dedicated and Engaged Staff



Program	HS/GED	CDA/Cert	Associates	Bachelors	Advanced
Infant/Toddler	16	3	6	6	0
PK	10	2	0	12	2
Admin/Office	6	0	2	3	5
<b>Total</b>	<b>32</b>	<b>5</b>	<b>8</b>	<b>21</b>	<b>7</b>



# Performance Objective #1


## Student Academic Performance



# Curriculum/Assessment

Infant, Toddler, Three Year  
Old Early Learning Guidelines  
(Frog Street)

PK Guidelines  
(Frog Street)



INFANT & TODDLER  
Developmental  
Checklists

PK3  
CIRCLE


PK4  
CIRCLE

KINDERGARTEN  
Kindergarten  
Readiness



# IT Developmental Checklist

Age	6 wks-5 months		6-12 months		12-18 months		18-23 months		24-36 months	
	Oct	Jan	Oct	Jan	Oct	Jan	Oct	Jan	Oct	Jan
Health & Motor	60	100	67	50	58	42	100	100	71	86
Lang & Literacy	20	100	100	0	16	21	80	75	71	64
Social Emotional	20	100	100	38	63	37	80	75	100	86
Cognitive	60	100	100	25	58	47	100	88	100	86
Overall	60	100	100	0	47	26	90	75	86	79

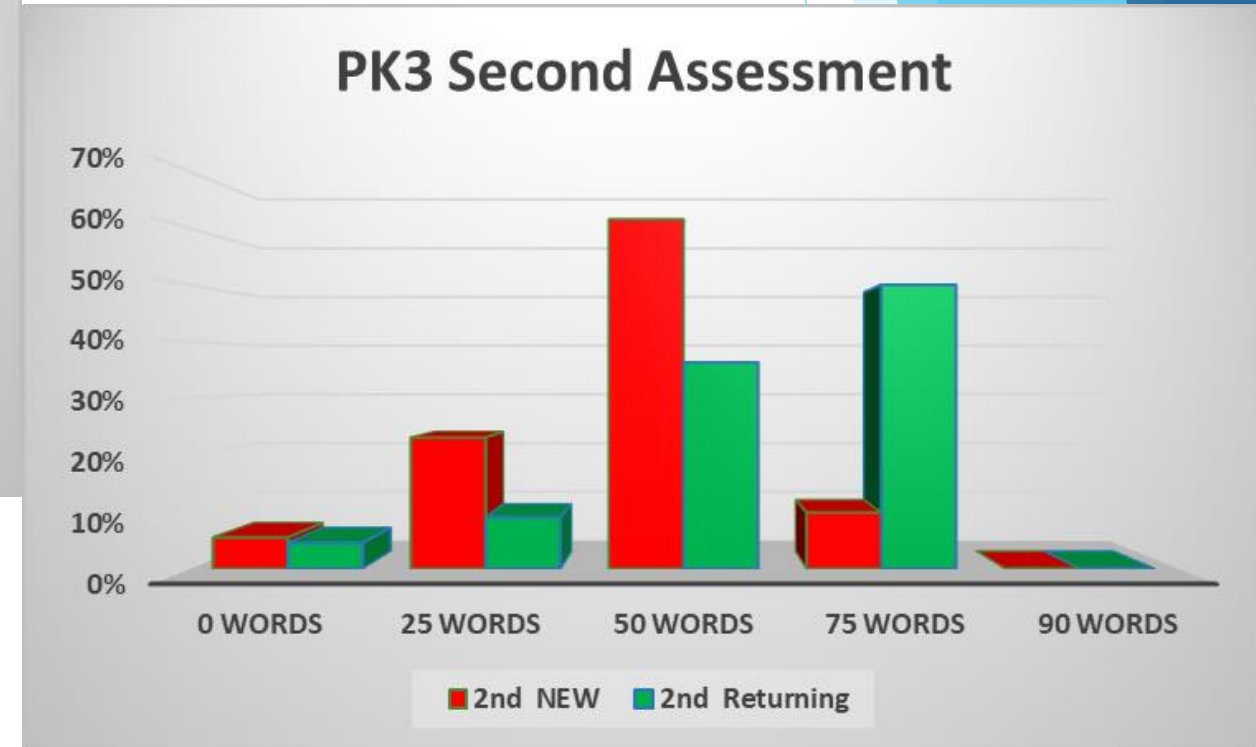
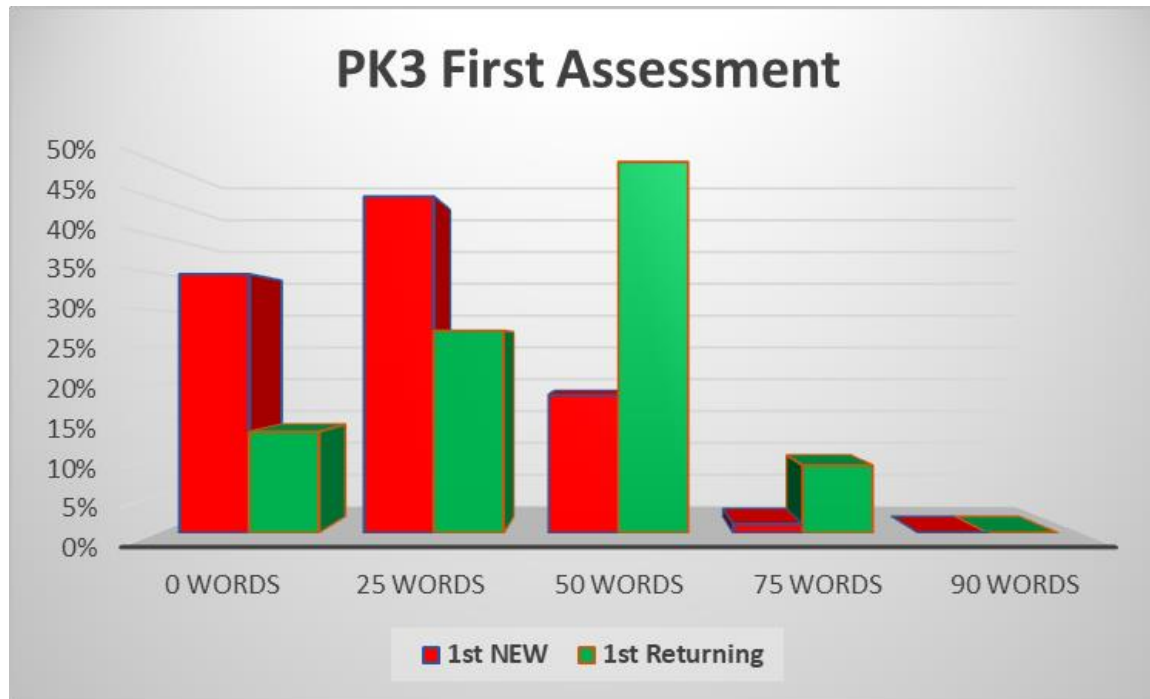


# PK3 Report Card

Skill Assessed	1st Assessment (10/2019)	2nd Assessment (1/30/2020)	New Students	Returning Students
Capital Letter Identification (10)	25%	54%	49%	71%
Lower Case Letter Identification (10)	12%	41%	32%	52%
Number Identification (1-5)	20%	41%	28%	71%
Rote Counting (1-15)	14%	34%	33%	38%
Colors (11)	11%	63%	56%	90%
Shapes (6)	46%	67%	62%	86%



# PK3 Report Card

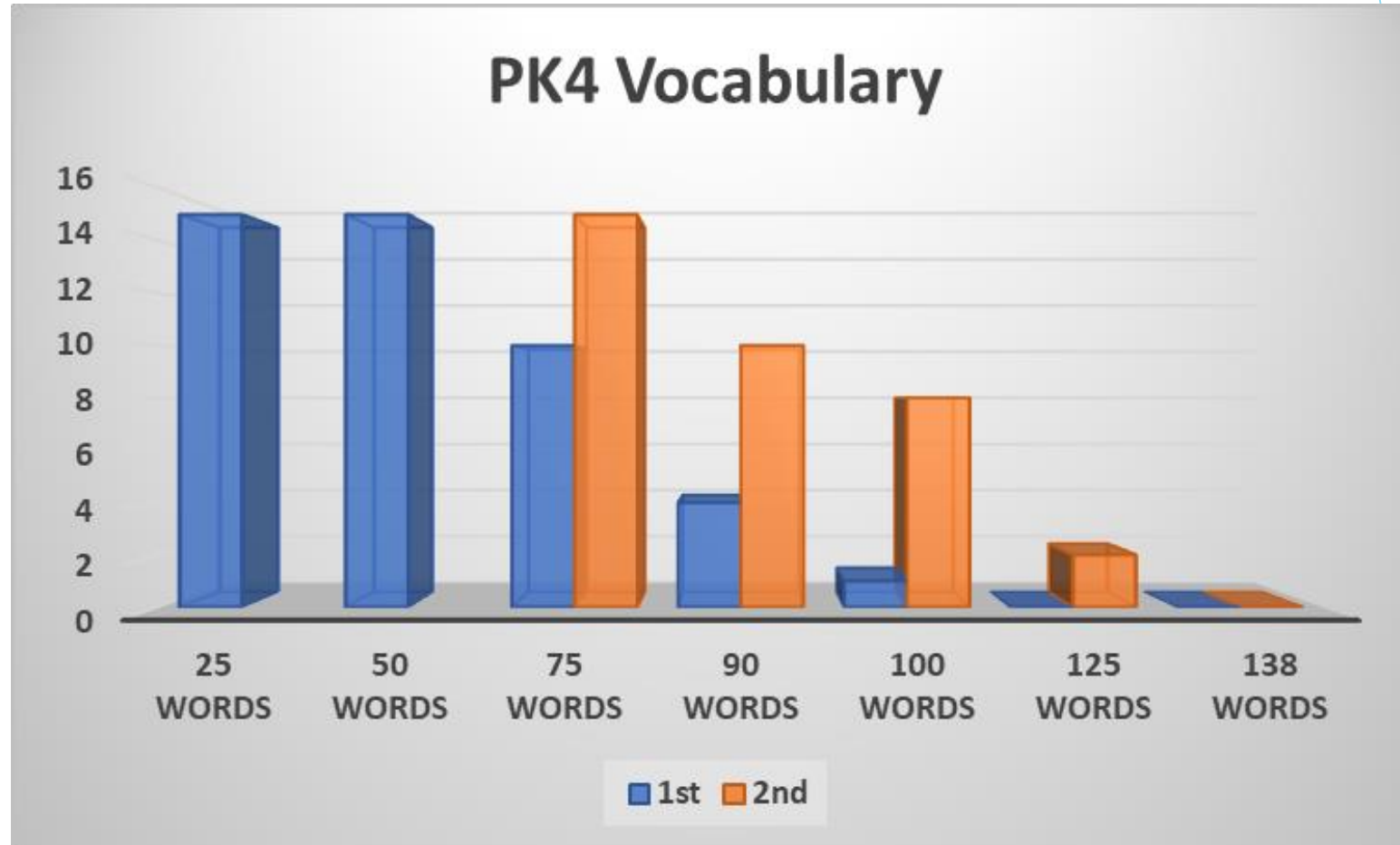


# PK4 Report Card

Skill Assessed	1st Assessment (10/2019)	2nd Assessment (1/2020)
Capital Letter Identification (20)	28%	73%
Lower Case Letter Identification (20)	14%	60%
Number Identification (10)	28%	47%
Rote Counting (1-30)	42%	66%
Colors (11)	57%	80%
Shapes (6)	78%	88%



# PK4 Report Card



# PK3 Student Outcome Goals (75%)

**Increase Vocabulary** - By the end of the 2019-2020 school year, 75% of our students will be able to identify vocabulary introduced in the Frog Street curriculum (90 vocabulary cards)

**22% Oct 29% Jan**

**Alphabet Knowledge** - By the end of the 2019-2020 school year, 75% of our students will recognize at least 10 letters especially those in their own name.

**25% Oct 54% Jan**

**Number Recognition** - By the end of the 2019-2020 school year, 75% of our students will recognize the numerals 1-5.

**20% Oct 41% Jan**

# PK4 Student Outcome Goals (75%)

**Increase Vocabulary** - By the end of the 2019-2020 school year, 75% of our students will be able to identify vocabulary introduced in the Frog Street curriculum (138 vocabulary cards)

**43% Oct 47% Jan**

**Alphabet Knowledge** - By the end of the 2019-2020 school year, 75% of our students will recognize at least 20 letters especially those in their own name.

**28% Oct 73% Jan**

**Number Recognition** - By the end of the 2019-2020 school year, 75% of our students will recognize the numerals 0-9.

**28% Oct 47% Jan**



# Performance Measure #2

Financial Performance



# Financial Reporting



Financial Report Submitted within 180 days - **See Audit performed by Ham, Langston & Brezina, L.L.P.**



Unqualified opinion



Free of Instances of Material Weaknesses in Internal Controls

# Performance Measure #3

## Parent and Community Engagement

### Goal Progress Measure #1

- ▶ **Parent and Community Meetings**
  - ▶ Professional Advisory Mtg (Sept & Dec)
  - ▶ Community Advisory (Nov & Apr)
  - ▶ Parent Advisory Mtg (Oct & Mar)
  - ▶ Area Childcare Providers (Sept, Nov & Jan)
  - ▶ Program & Early Childhood Research (Dec)
  - ▶ Family Engagement Nights (Weekly events)
    - ▶ Academic Areas - Literacy, Math, Science Fair (Coming)
    - ▶ Parenting-Triple P, Parent Café, Incredible Years
    - ▶ Social Emotional
    - ▶ Resources

### Goal Progress Measure #2

- ▶ **Parent Communication of Student Assessment Performance**
  - ▶ Daily Folders
  - ▶ Parent Conferences
    - ▶ Phone Calls
    - ▶ Pre-Scheduled dates
    - ▶ Texts, Emails, and Calls as needed
  - ▶ Developmental Checklists - Monthly
  - ▶ Report Card 9 wks





United Way of Galveston


# Community Partners



- ▶ Galveston ISD
- ▶ United Way
- ▶ Teen Health
  - ▶ Pediatric Clinic OPEN!
- ▶ Ball High School
  - ▶ BESST
- ▶ UTMB
  - ▶ OT, PT, Pediatric Psychiatry
    - ▶ Motor/Sensory Lab OPEN!
- ▶ SMART Family Literacy
- ▶ Area Childcare Directors
- ▶ Galveston Diaper Bank



- ▶ Urban Strategies
- ▶ Boys and Girls Club
- ▶ WorkSource Solutions
- ▶ Galveston Urban Ministries
- ▶ Family Service Center
- ▶ BBVA
- ▶ Gulf Breeze
- ▶ Galveston Food Bank
- ▶ St. Vincent's House
- ▶ Ironman
- ▶ 3919 Enterprises
- ▶ Galveston Children's Museum





Karin Miller, Executive Director  
Antonio Ford, Deputy Executive Director